

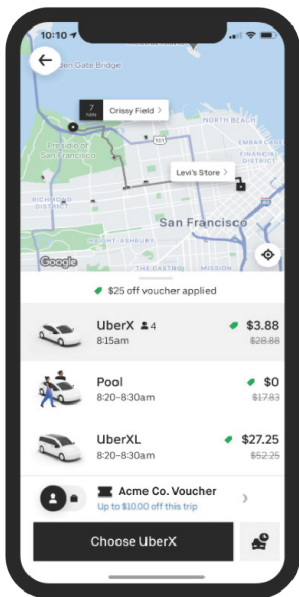
Special Limited Time Offer for New Residents



Hancock Village

\$500 Uber Voucher

Free Wheels to the Longwood Medical Area
and World Class Hospitals, Culture, Parks and
Educational Institutions!



There's another reason to look forward to moving into your beautiful new apartment home at [Hancock Village](#). To make it easier for you to live, work and play in your new Brookline neighborhood, Hancock Village is offering a \$500 Uber voucher that will transport you to and from the Hancock Village Community Center to the Longwood Medical Area (LMA). The LMA is best known as a world-renowned center of healthcare, but this highly walkable area also boasts an impressive array of art museums, parks/greenspaces, universities/colleges and easy access to Fenway Park and public transportation.

For your convenience, the voucher can be used **7 days a week between the hours of 6:30 AM to 11 PM.**

To redeem this special offer, your lease must start by **September 15**. Your voucher can easily be added to your Uber app and is valid for one year.

For more details, please see side two of this announcement.

We look forward to welcoming you to our Hancock Village community.



Uber voucher program terms and conditions are subject to change without written notice.

Welcome to Vouchers for Uber rides




Vouchers brings you the best of Uber for your transportation needs. Once you receive a voucher by email, just tap the link and follow the steps in this guide to accept and redeem them.

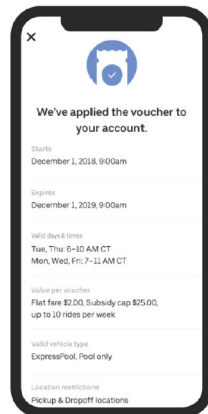
Once you've claimed a voucher, make sure to add a form of payment and use your personal profile in the Uber app when using a voucher. Vouchers can cover tips for the driver.

Using Vouchers

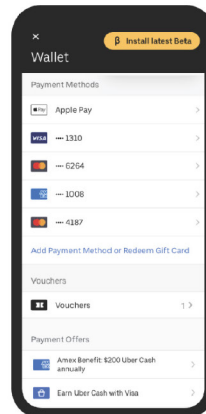
Tap on the voucher link sent to you to claim the voucher. It will be saved to your Uber account for use when it's eligible.



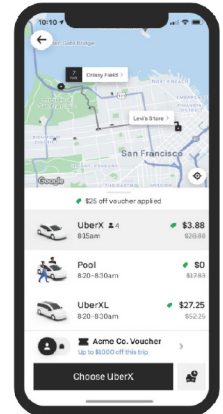
1. Click the link from CHR



2. Add voucher to your account



3. The voucher will appear in your wallet



4. Voucher will be applied when requesting a trip

Once you've entered your destination during an eligible time frame (6:30 AM to 11:00 PM) the voucher will automatically appear on the ride request screen, directly above the "Choose..." button. Once you've claimed a voucher, make sure to add a form of payment and use your personal profile in the Uber app when using a voucher.

Frequently asked questions

I can't see the voucher in the Uber wallet. Did I successfully claim it?

If you've successfully claimed the voucher, it should show up in the Uber wallet and in the fare breakdown. If you don't see it there, then restart the app. If you continue to experience issues, please contact our support team.

I've claimed my voucher but it's still not showing up at checkout. How can I use it?

After claiming the voucher, restart the Uber app to redeem it. We also recommend that you have the latest app installed.

Will my voucher still apply if I change my trip destination after requesting the trip?

If the trip still meets the voucher parameters (Hancock Village Community Center, 1 Hancock Village Dr, Chestnut Hill, MA 02467 and Joslin Diabetes Center, 1 Joslin Pl, Boston, MA 02215) the voucher will apply. If not, the voucher will be removed.

When does my \$500 voucher expire?

Your Uber voucher will expire one year from the date it was sent to you by email.